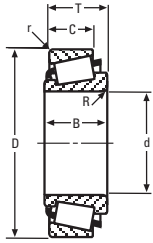


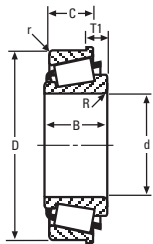
28000 – 28900 SERIES

4

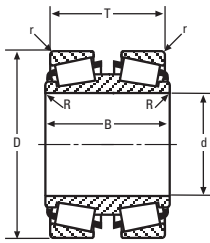
| CONE | | | Max Shaft Fillet Radii R ① | Weight | CUP | | | Max Hs'ng Fillet Radii r ① | Weight | BEARING WIDTH T | Remarks |
|----------------------------|---------|---------|----------------------------|--------------------|---|---------------|---------|----------------------------|--------------------|-----------------|--|
| Number | BORE d | WIDTH B | | | Number | OUTSIDE DIA D | WIDTH C | | | | |
| 28000 Series (cont) | | | | | | | | | | | |
| NA28138 | 34.976 | 23.020 | 1.5 | .62 kg .137 lb | 28314XD | 80.035 | 34.925 | .8 | .46 kg 1.00 lb | 46.040 | |
| | 1.3770 | .9063 | | | 3.1510 | 1.3750 | .03 | | | | |
| *28318D | | | .06 | | | 80.035 | 34.925 | .8 | .44 kg .96 lb | 46.040 | |
| | | | | | 3.1510 | 1.3750 | .03 | | | | |
| 28155 | 39.980 | 19.649 | 3.5 | .23 kg .51 lb | 28155 and grouped cones may be paired with all single cups corresponding to 28118 and will require -1.290 mm (-.0508 in) to be added to the T-width values. | | | | | | |
| 28156 | 39.980 | 19.649 | 2.3 | .23 kg .51 lb | 28155 and grouped cones may be paired with all double cups corresponding to 28118 and will require -2.581 mm (-.1016 in) to be added to the T-width values. | | | | | | |
| | 1.5740 | .7736 | .14 | | | | | | | | |
| | 1.5740 | .7736 | .09 | | | | | | | | |
| 28500 Series | | | | | | | | | | | |
| †J28573 | 42.000 | 25.400 | .8 | .58 kg 1.28 lb | 28520 | 89.980 | 19.987 | 2.3 | .20 kg .43 lb | 24.750 | 28580T: TAPERED BORE |
| | 1.6535 | 1.0000 | .03 | | | 3.5425 | .7869 | .09 | | .9744 | 28521-B: FLANGE ON OD FRONTFACE, BEARING WIDTH IS T1 DIMENSION |
| 28576 | 44.869 | 25.400 | 3.5 | .54 kg 1.19 lb | 28521 | 92.075 | 19.845 | .8 | .24 kg .54 lb | 24.607 | 28527RB: GROOVE IN OD BACKFACE |
| | 1.7665 | 1.0000 | .14 | | | 3.6250 | .7813 | .03 | | .9688 | |
| †J28577 | 45.000 | 25.400 | .8 | .55 kg 1.22 lb | *28521-B | 92.075 | 19.845 | .8 | .27 kg .59 lb | 8.730 | |
| | 1.7717 | 1.0000 | .03 | | | 3.6250 | .7813 | .03 | | .3437 | |
| 28579 | 49.987 | 25.400 | 2.3 | .47 kg 1.04 lb | 28523 | 92.075 | 23.017 | 2.3 | .30 kg .65 lb | 27.780 | |
| | 1.9680 | 1.0000 | .09 | | | 3.6250 | .9062 | .09 | | 1.0937 | |
| 28580 | 50.800 | 25.400 | 3.5 | .46 kg 1.02 lb | 28526 | 99.985 | 19.845 | 3.3 | .42 kg .92 lb | 24.607 | |
| | 2.0000 | 1.0000 | .14 | | | 3.9364 | .7813 | .13 | | .9688 | |
| 28580A | 50.800 | 25.400 | .8 | .46 kg 1.02 lb | *28527RB | 99.995 | 19.845 | .5 | .43 kg .95 lb | 24.607 | |
| | 2.0000 | 1.0000 | .03 | | | 3.9368 | .7813 | .02 | | .9688 | |
| *28580T | 50.800 | 25.400 | 1.5 | .48 kg 1.05 lb | | | | | | | |
| | 2.0000 | 1.0000 | .06 | | | | | | | | |
| 28584 | 52.388 | 25.400 | 3.5 | .43 kg .94 lb | | | | | | | |
| | 2.0625 | 1.0000 | .14 | | | | | | | | |
| 28600 Series | | | | | | | | | | | |
| 28678 | 50.800 | 24.608 | 3.5 | .57 kg 1.25 lb | 28621 | 96.838 | 19.446 | .8 | .25 kg .55 lb | 24.608 | 28622-B: FLANGE ON OD FRONTFACE, BEARING WIDTH IS T1 DIMENSION |
| | 2.0000 | .9688 | .14 | | | 3.8125 | .7656 | .03 | | .9688 | |
| 28680 | 55.562 | 24.608 | 3.5 | .49 kg 1.08 lb | 28622 | 97.630 | 19.446 | .8 | .27 kg .59 lb | 24.608 | |
| | 2.1875 | .9688 | .14 | | | 3.8437 | .7656 | .03 | | .9688 | |
| 28682 | 57.150 | 24.608 | 3.5 | .46 kg 1.02 lb | 28622A | 97.630 | 19.446 | 3.3 | .26 kg .58 lb | 24.608 | |
| | 2.2500 | .9688 | .14 | | | 3.8437 | .7656 | .13 | | .9688 | |
| 28682P | 57.150 | 24.608 | 3.5 | .47 kg 1.03 lb | *28622-B | 97.630 | 19.446 | .8 | .29 kg .64 lb | 9.124 | |
| | 2.2500 | .9688 | .14 | | | 3.8437 | .7656 | .03 | | .3592 | |
| | | | | | 28622P | 97.630 | 19.446 | .8 | .27 kg .59 lb | 24.608 | |
| | | | | | | 3.8437 | .7656 | .03 | | .9688 | |
| | | | | | 28623 | 98.425 | 19.446 | .8 | .29 kg .63 lb | 24.608 | |
| | | | | | | 3.8750 | .7656 | .03 | | .9688 | |
| 28800 Series | | | | | | | | | | | |
| *28880 | 247.650 | 22.225 | 1.5 | 2.12 kg 4.68 lb | 28820 | 304.800 | 15.875 | 1.5 | 1.10 kg 2.43 lb | 22.225 | 28880: BROKEN FRONTFACE ID |
| | 9.7500 | .8750 | .06 | | | 12.0000 | .6250 | .06 | | .8750 | |
| 28900 Series | | | | | | | | | | | |
| 28970 | 54.996 | 25.400 | 2.0 | .63 kg 1.39 lb | 28919 | 99.979 | 19.050 | 1.5 | .22 kg .48 lb | 24.605 | 28921-B: FLANGE ON OD FRONTFACE, BEARING WIDTH IS T1 DIMENSION |
| | 2.1652 | 1.0000 | .08 | | | 3.9362 | .7500 | .06 | | .9687 | |
| 28980 | 59.977 | 25.400 | 3.5 | .54 kg 1.18 lb | 28920 | 101.600 | 19.845 | 3.3 | .26 kg .58 lb | 25.400 | 28921D: GROOVE IN OD CENTER HOLES IN OD CENTER |
| | 2.3613 | 1.0000 | .14 | | | 4.0000 | .7813 | .13 | | 1.0000 | 28921DC: HOLES IN OD CENTER |
| 28985 | 60.325 | 25.400 | 3.5 | .53 kg 1.17 lb | 28921 | 100.000 | 19.845 | 3.3 | .22 kg .49 lb | 25.400 | |
| | 2.3750 | 1.0000 | .14 | | | 3.9370 | .7813 | .13 | | 1.0000 | |
| 28985W | 60.325 | 25.400 | 3.5 | .54 kg 1.20 lb | 28921A | 100.000 | 19.845 | .8 | .24 kg .52 lb | 25.400 | |
| | 2.3750 | 1.0000 | .14 | | | 3.9370 | .7813 | .03 | | 1.0000 | |
| 28995 | 62.738 | 25.400 | 3.5 | .48 kg 1.06 lb | *28921-B | 100.000 | 19.845 | 3.3 | .26 kg .57 lb | 9.525 | |
| | 2.4700 | 1.0000 | .14 | | | 3.9370 | .7813 | .13 | | .3750 | |
| | | | | | *28921D | 100.000 | 44.450 | .8 | .57 kg 1.25 lb | 55.560 | |
| | | | | | | 3.9370 | 1.7500 | .03 | | 2.1874 | |
| | | | | | *28921DC | 100.000 | 44.450 | .8 | .57 kg 1.25 lb | 55.560 | |
| | | | | | | 3.9370 | 1.7500 | .03 | | 2.1874 | |
| 28990 | 61.976 | 24.608 | 2.0 | .49 kg 1.08 lb | 28990 may be paired with all single cups corresponding to 28970 and will require -.792 mm (-.0312 in) to be added to the T-width values. | | | | | | |
| | 2.4400 | .9688 | .08 | | 28990 may be paired with all double cups corresponding to 28970 and will require -1.585 mm (-.0624 in) to be added to the T-width values. | | | | | | |



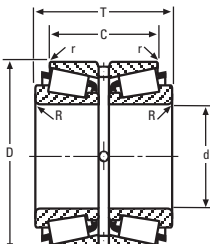
SINGLE ROW



SINGLE ROW WITH FLANGE



DOUBLE CONE



DOUBLE CUP